



1

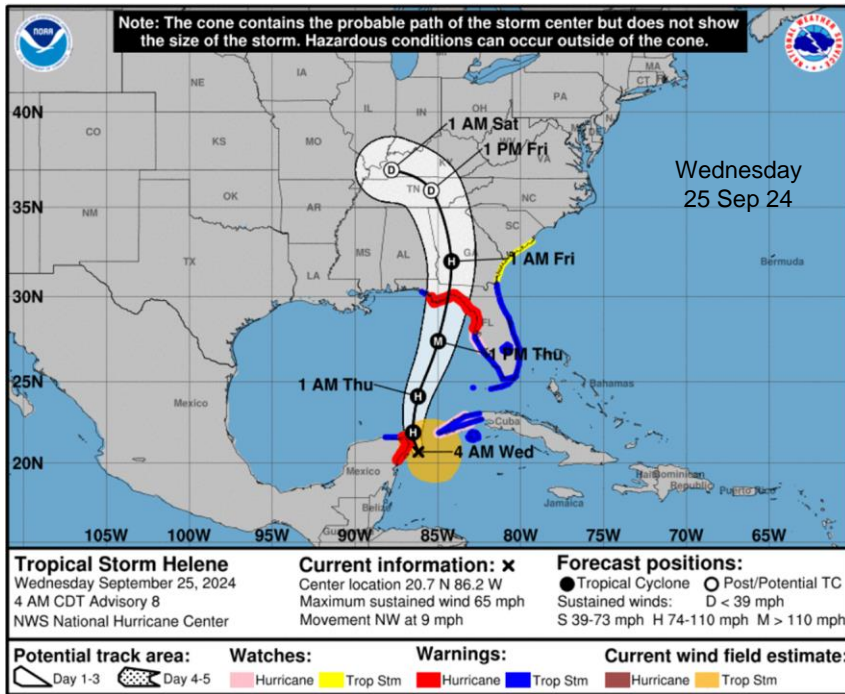
Key Discussion Areas



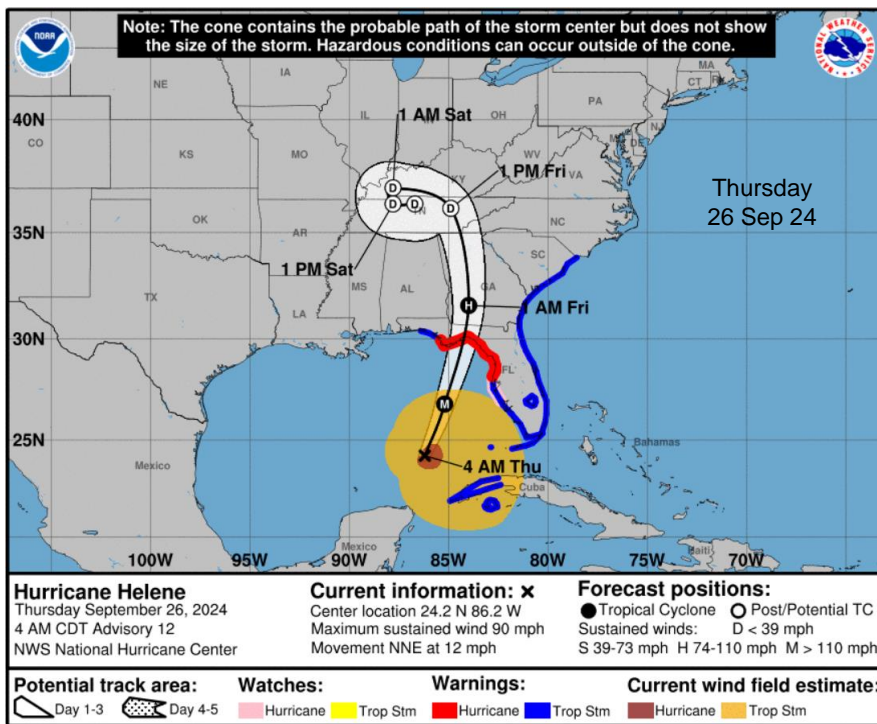
- Situation and Overall Impact
 - Predicted and Actual Track
 - Flooding and Wind
 - Storm Summary
 - Comparison with Recent Storms
- Where to Improve
- Factors Contributing to Success



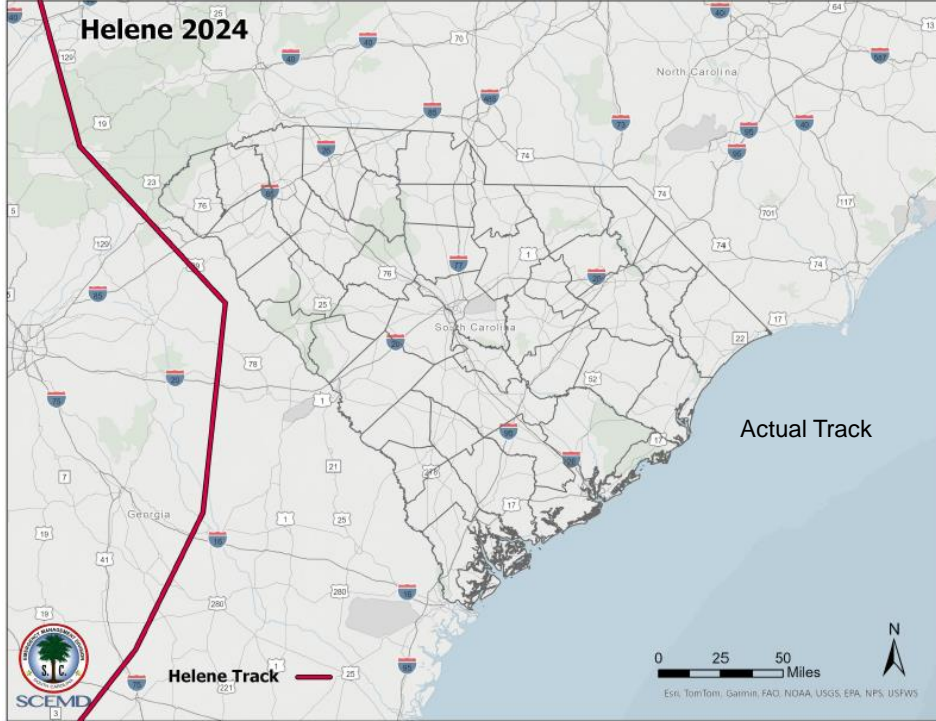
2



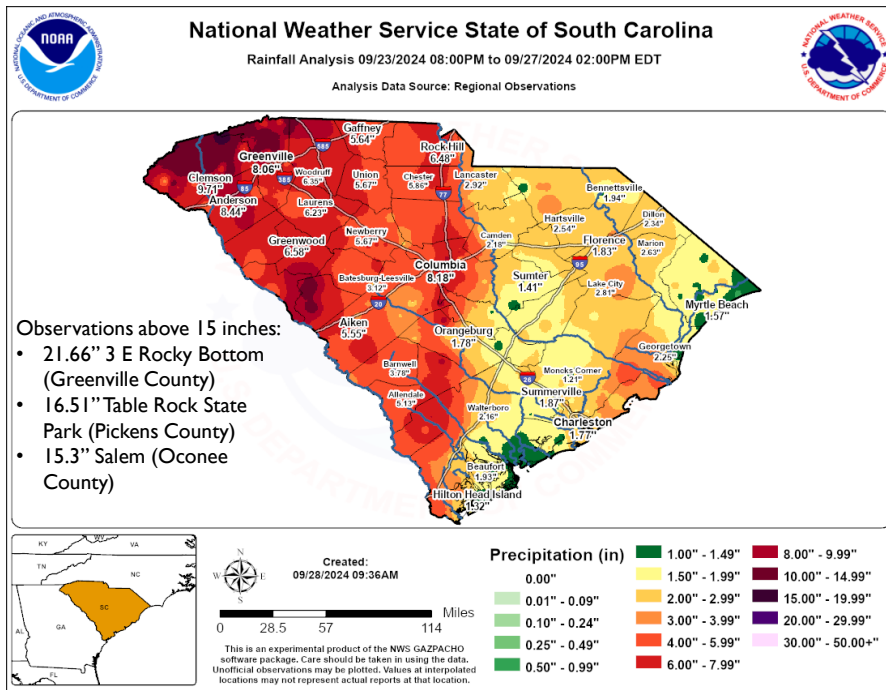
3



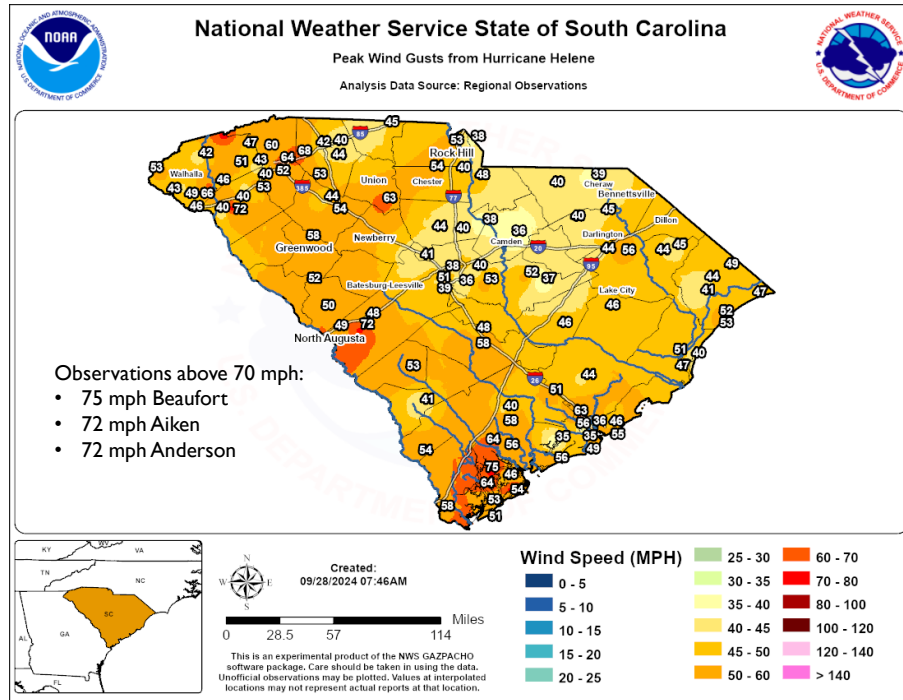
4



5



6



7

Storm Summary

- Storm related fatalities: 49
- Customers without power: 1,358,000
- Residential damage total: 6,351
 - Destroyed: 380
 - Major Damage: 2,151
 - Minor/Affected Damage: 3,820
- Shelters:
 - 22 locations
 - 402 citizens sheltered

16

8

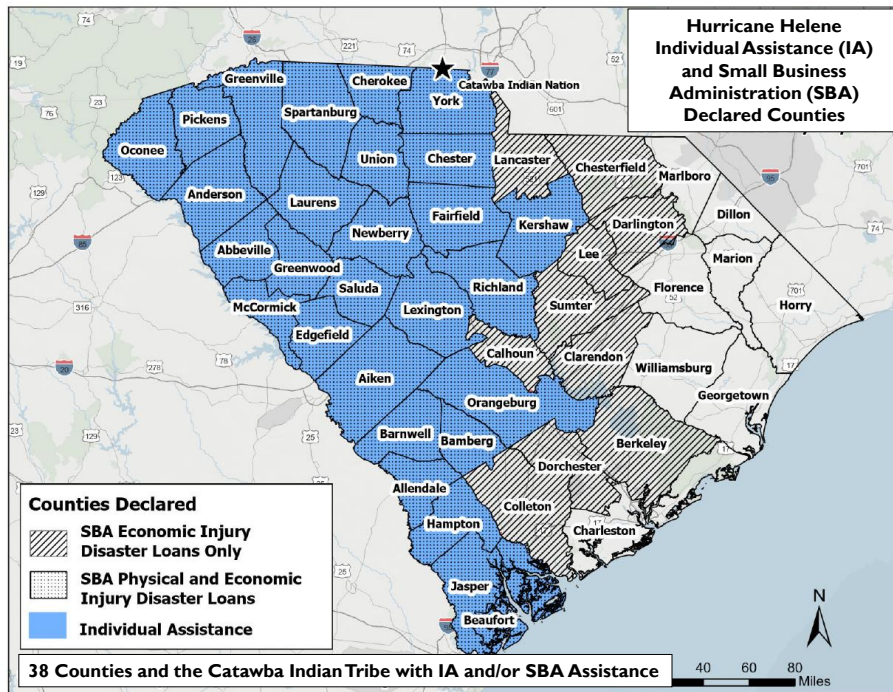
Storm Summary (con't)



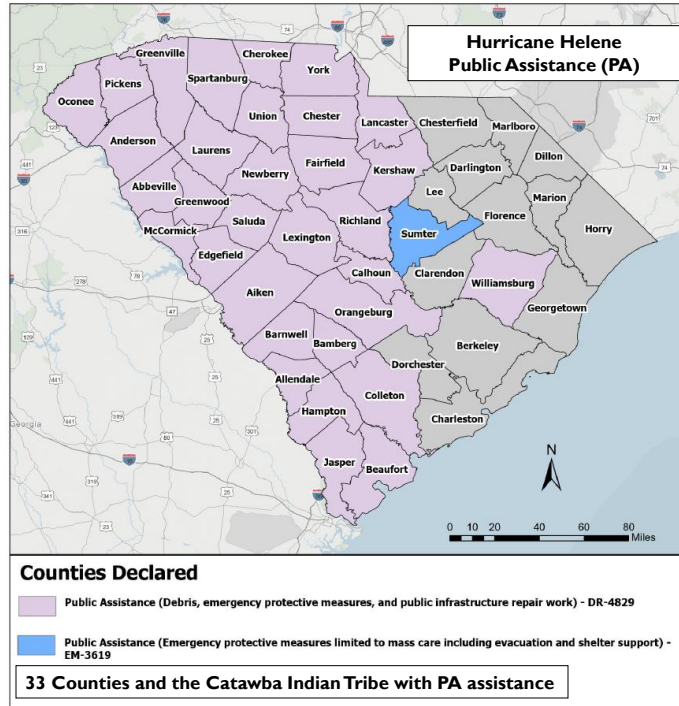
- Logistics requests: 1,018
- SC National Guard: 1,055 personnel
- Emergency Management Assistance Compact (EMAC)
 - Received assistance from 11 states (CO, DE, FL, MI, MN, MS, NJ, OR, LA, TX, and WA) ranging from search and rescue to engineer assets
 - Sent assistance to FL and NC (11 missions) ranging from rotary wing aircraft to search and rescue assets

16

9



10



11

Federal Assistance



- Individual Assistance
 - Approved assistance to over 214,000 citizens
 - Over \$225 million disbursed
- SBA
 - Approved loans for over 210 citizens
 - Over \$10 million approved



16

12

Federal Assistance (con't)



- Public Assistance
 - Current estimates at \$370M
- Hazard Mitigation Grant Program
 - Based on 15% of total federal costs
 - Currently estimated at over \$134M



13

16

Hurricane Matthew (2016) and Tropical Storm Helene (2024)
Comparison

Impact Focus Area	Data Point	Hurricane Matthew 2016	Tropical Storm Helene (2024)	Difference
Environment	Maximum Observed Rainfall	15.06"	21.66"	+
	Peak Wind Gusts	88 mph	75 mph	-
People	Fatalities	5	49	+
	Homes (Destroyed)	62	380	+
	Homes (Major Damage)	446	2,151	+
	Shelters/Shelterees (Peak)	77 / 6,700	22/4,02	-
	Regulated dams breached or failed	20	0	-
	Dam Emergency Orders Issued	11	0	-
	Customers w/out power	866,000	1,358,000	+
	Outcomes	Individual Assistance Declared Counties	24	28
Total Individual Assistance Cost		\$39,700,862	\$225,392,379	+
Public Assistance Declared Counties		26	32	+
Total Public Assistance Cost		\$318,170,505	\$370,973,346	+
Commercial Insurance		\$878,080,727	\$1,212,835,812	+
FEMA Non-federal Share		\$61,826,301	\$76.8 million to \$136.7 million and rising	+

14

Where to Improve



- Feeding operations
- Local utility coordination
- FEMA expedited declaration request methodology
- Increased recovery capability at all levels
- Meeting unmet needs beyond FEMA assistance

18

15

Factors Contributing to Success



- Governor and state agency heads directly involved
- Well-executed logistics system
- Early decision making at all levels
- Pre-staging of emergency assets
- SCEMD and NG liaisons deployed forward



18

16

Factors Contributing to Success (con't)



- Mutual Aid
 - Counties provided assistance to other counties Emergency Management Assistance Compact (EMAC)
- Extensive planning, training and exercising at all levels of government
- Emergency management profession in SC is mature and experienced

18

17

Recommendations for Successful Local Emergency Management



- Build a strong working relationship between local officials and county emergency managers
- Consider offering the Senior Officials Emergency Management Course
- Encourage local agencies to participate in emergency management training and exercises
- Keeping legislators aware of the FEMA non-federal share requirement

18

18



19